



2016

ANNUAL

REPORT

www.sayariyperu.org

WHO WE ARE

Sayariy Resurgiendo is a Peruvian non-profit association, founded in 2015, that started working with disadvantaged communities from El Porvenir in 2016.

Our mission is to create safe spaces that provide opportunities for indigenous children while preserving their history, culture, and caring for the environment.

TABLE OF CONTENTS

SAYARIY RESURGIENDO

ZONE SELECTION PROCESS	4
OUR REALITY	5
HOUSEHOLD STATISTICS	6
CHILD STATISTICS	9
OUR PROJECTS	11
FINANCE REPORT	13
VOLUNTEERS	17
PARTNERS	20

ZONE SELECTION PROCESS

Since 2015, our quest to learn more about the different communities in the area led us through unprotected spaces like El Milagro, Alto Salaverry, Alto Trujillo, La Esperanza, and El Porvenir.

We realized that every single neighborhood we surveyed is in dire need of help, which made choosing the El Porvenir community as the starting point for our community work a difficult decision.



OUR REALITY

We discovered that the El Porvenir community did not have water suitable for consumption, sewer systems, or working electricity. We found some homes made out of mats and others out of mudbrick. None of the houses had the appropriate flooring, and, on average, each household had only a living room and a bedroom. The community has been living in the area for four years, and they are just now in the process of having their homes legally recognized by the Peruvian government, thanks to the work of the newly instated board of directors.



HOUSEHOLD STATISTICS

HOUSEHOLD STATISTICS

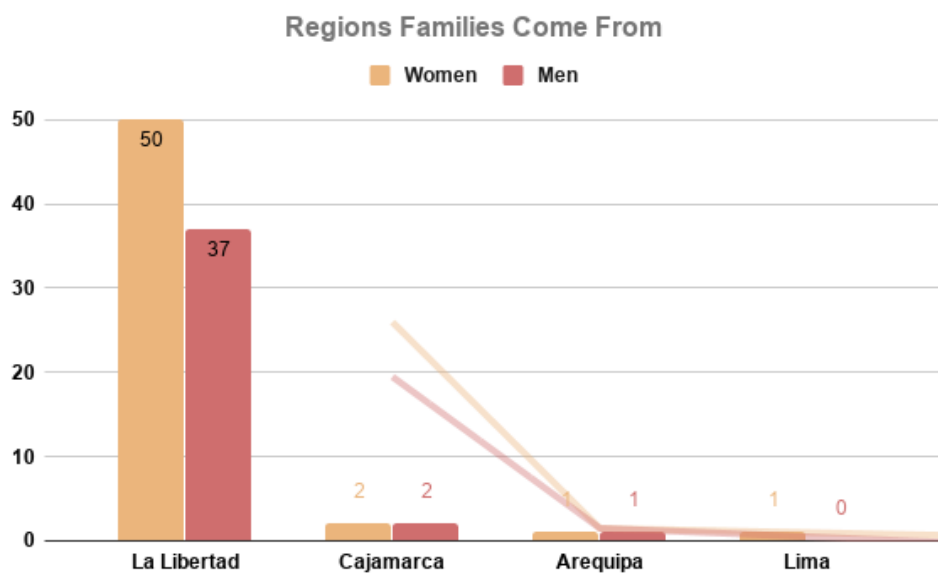
The families come from various villages within the mountainous outskirts of the city of Trujillo:

92.5% come from the Sierra de La Libertad

4.2% are from La Cajamarca Region

2.1% come from the Arequipa region

1% come from Lima.

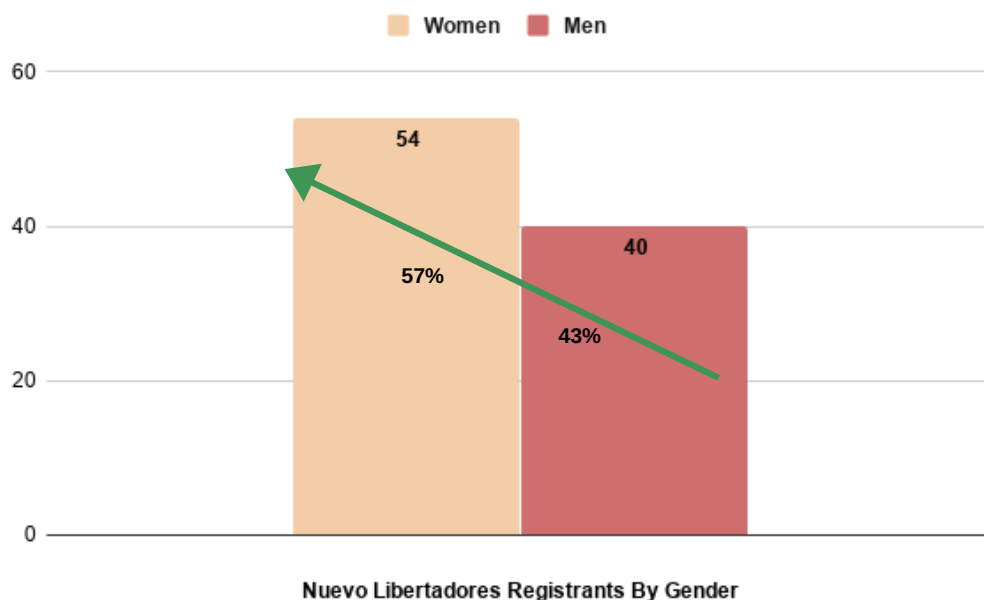


HOUSEHOLD STATISTICS

OUR PROCESS

Our main reason for picking the El Porvenir community as one of the first regions to work with is because many of our team members were from there.

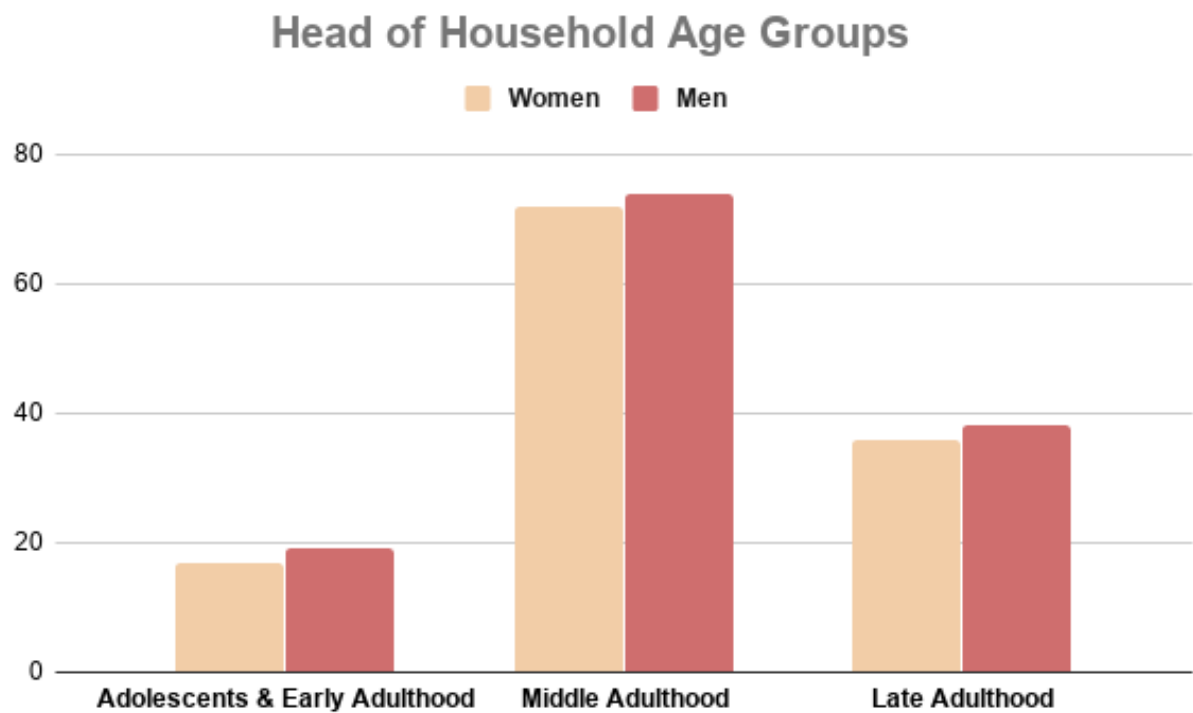
Having team members from this region improved our chances of connecting with the El Porvenir locals and provided deep insight into their struggles. We connected with the Nuevo Libertadores neighborhood first, and as a result, we registered 54 women and 40 men.



HOUSEHOLD STATISTICS

HOUSEHOLD AGE GROUPS

In this neighborhood, the median age is between 36 and 38 years old for men and women with the youngest family consisting of a mother and father who are in their late teens and the oldest family consisting of a mother and father who are in their early seventies.



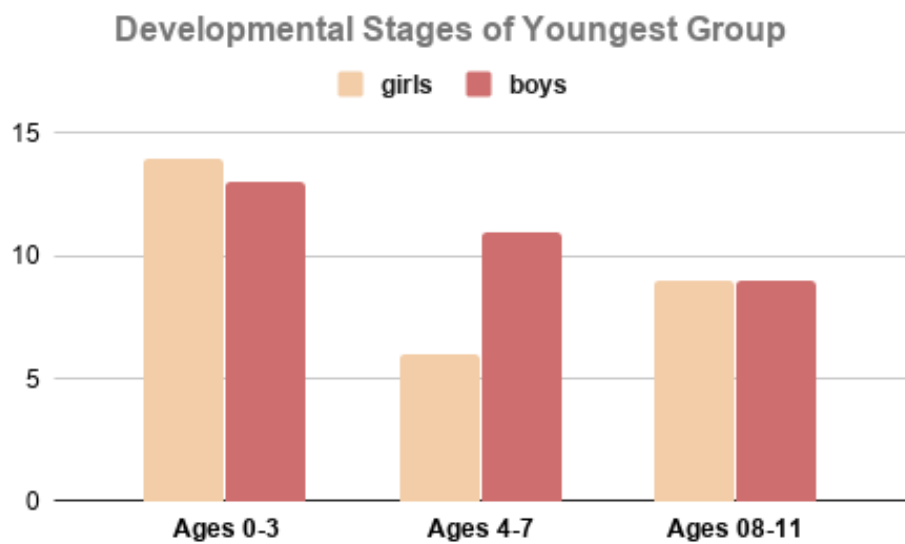
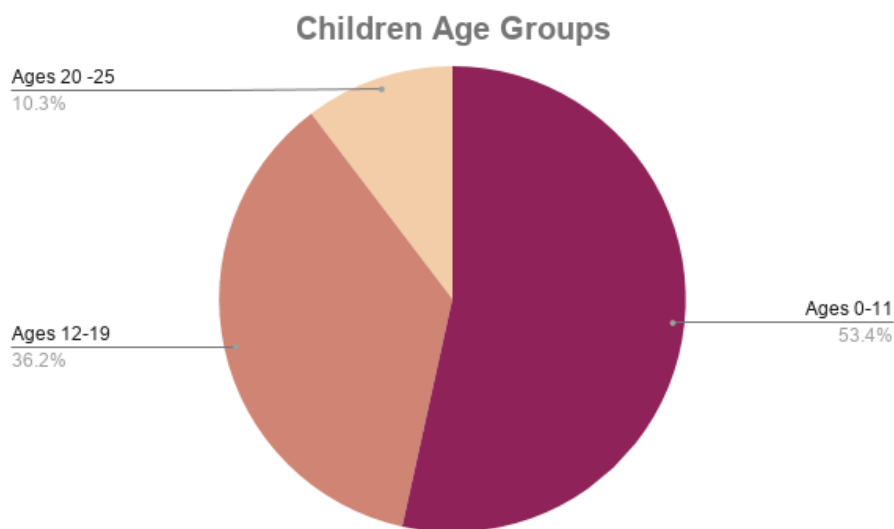
CHILD STATISTICS

CHILD STATISTICS

There are 116 children in the Nuevo Libertadores district, El Porvenir, La Libertad, Peru. 53% account for the youngest, which are between the ages of zero and eleven-years-old; 36% are adolescents between the ages of 12 to 19-years-old, which makes them the second most represented group in this community. Lastly, 10% are between the ages of 20 and 25.

Within the youngest group, the infant and early childhood stage, ages 0-3, is the majority - accounting for 43% of the group. This stage is considered the most vulnerable. The second biggest group is the late childhood and adolescent stage, ages 08-11, which account for 29% of the group. Following not too far behind, the children in between early and middle childhood, ages 4-7, account for 27% of the youngest group.

CHILD STATISTICS



OUR PROJECTS

OUR PROJECTS

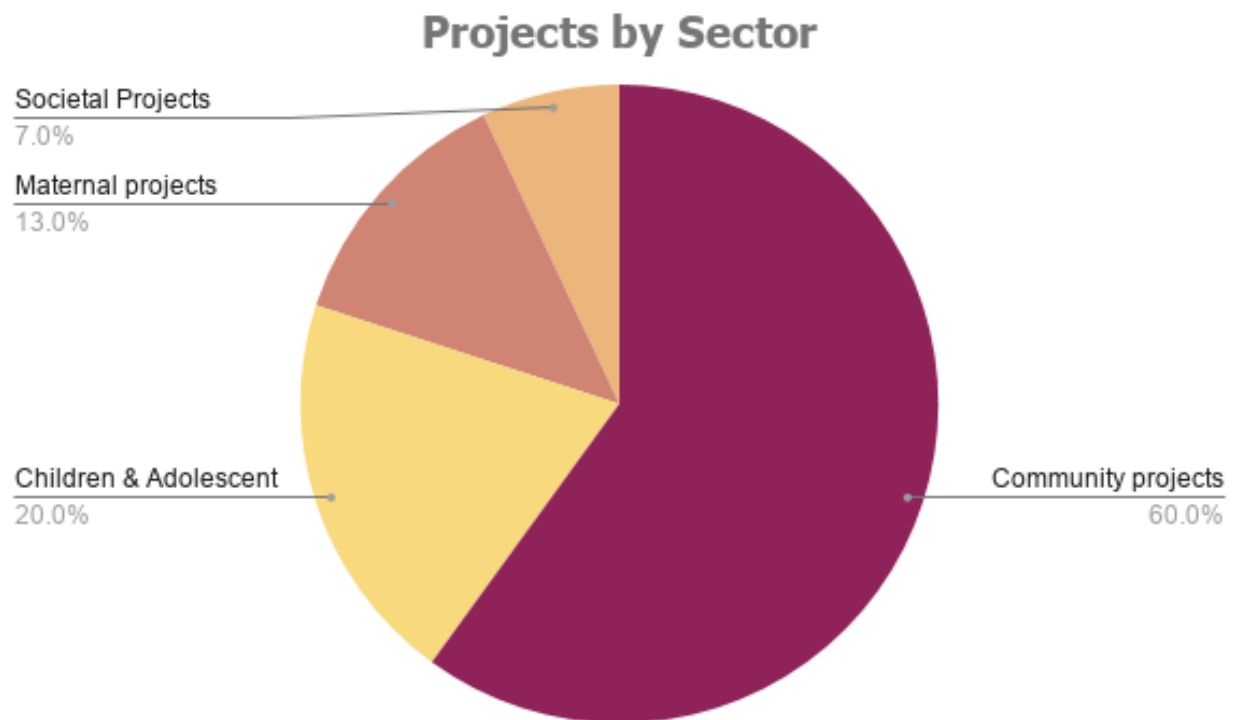
After surveying the New Libertadores neighborhood, we started coordinating many meetings with the residents. The sessions helped us prioritize our projects until we concluded that acquiring clean water should be placed on the very top of the list.

We poured all of our efforts into this campaign, and after many months of hard work, we installed a water tank in July 2016. This accomplishment symbolized all the hard work, coordination, and creativity applied by the members of this community. You can watch the entire process in this video: <https://bit.ly/2vrSk39>



OUR PROJECTS

After reaching our goal, we introduced new activities to the area and put a significant emphasis (60%) on work that benefited the community. We spent 20% of our time explicitly concentrating on working with children and adolescents, 13% on working with mothers in the area, and 7% on working in regions outside the neighborhood in places like Trujillo City and other neighborhoods.

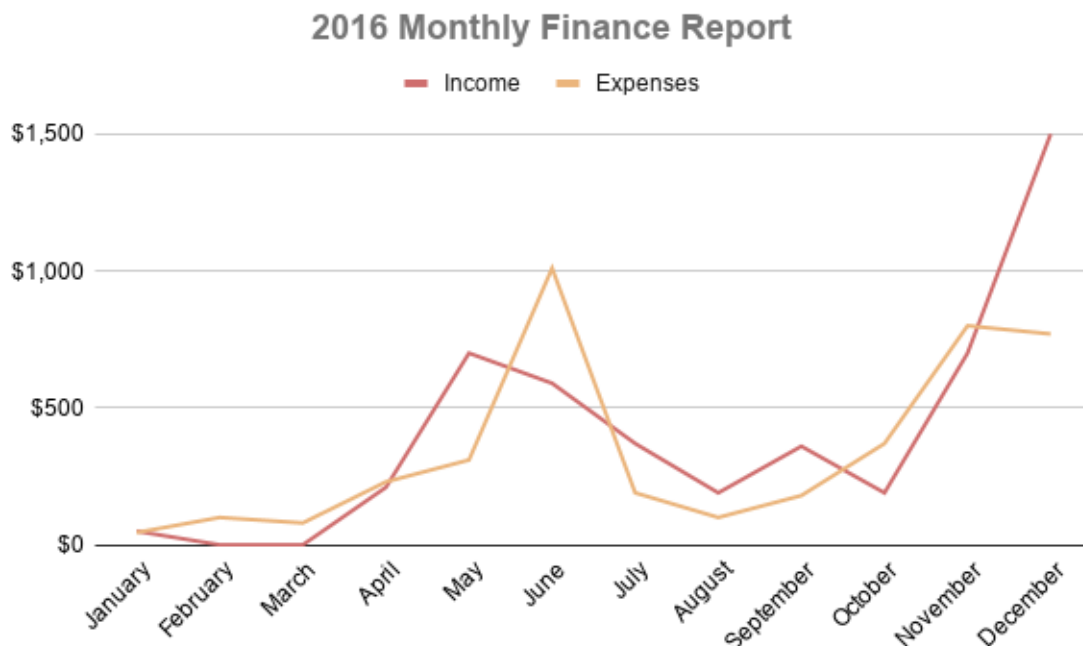


FINANCE REPORT

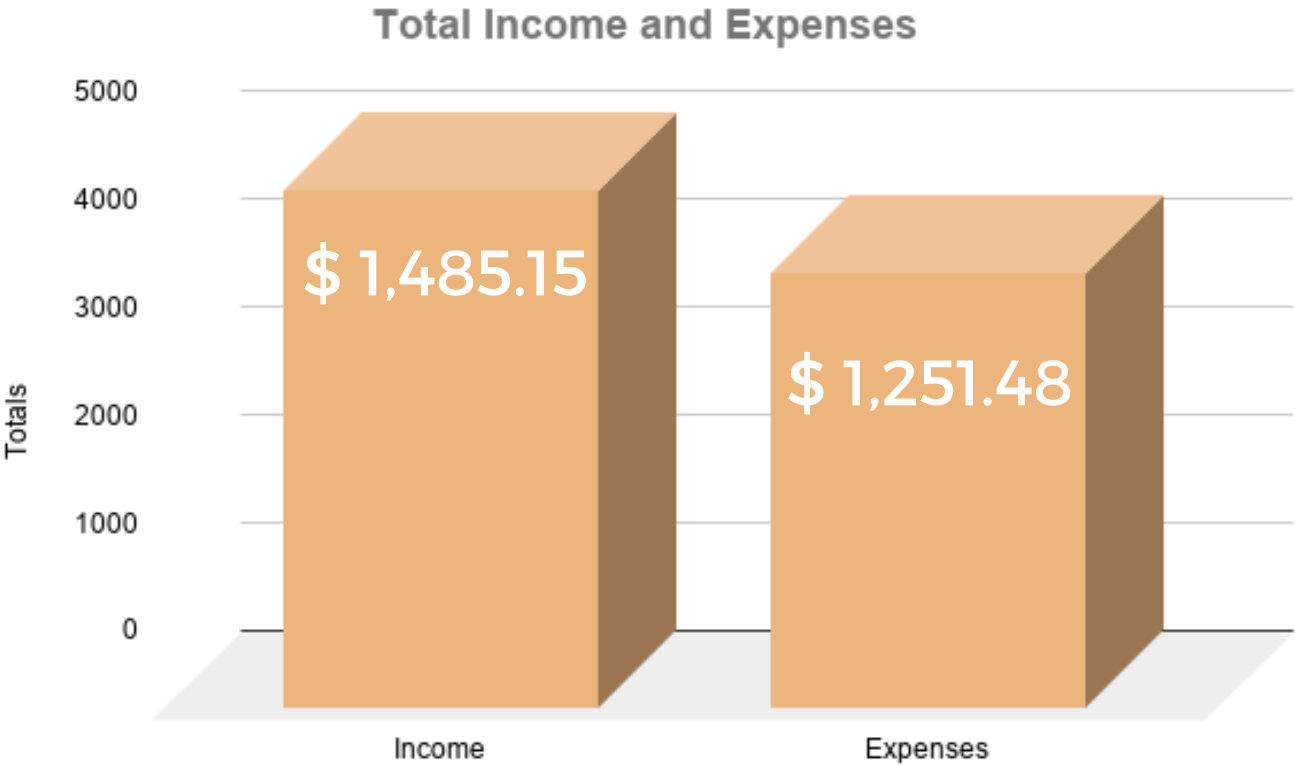
INCOME AND EXPENSES

Since 2016 was a year of self-sustainable projects, they all had minimal costs. Our initial steps with the community were low cost, and the contributions were, in most cases, obtained through local initiatives. Our total income was S/ 4, 797.05, which is equivalent to \$1,485.15 US Dollars.

The expenses incurred in 2016 were S/ 4042.29, which is equivalent to \$1,251.48 US Dollars.



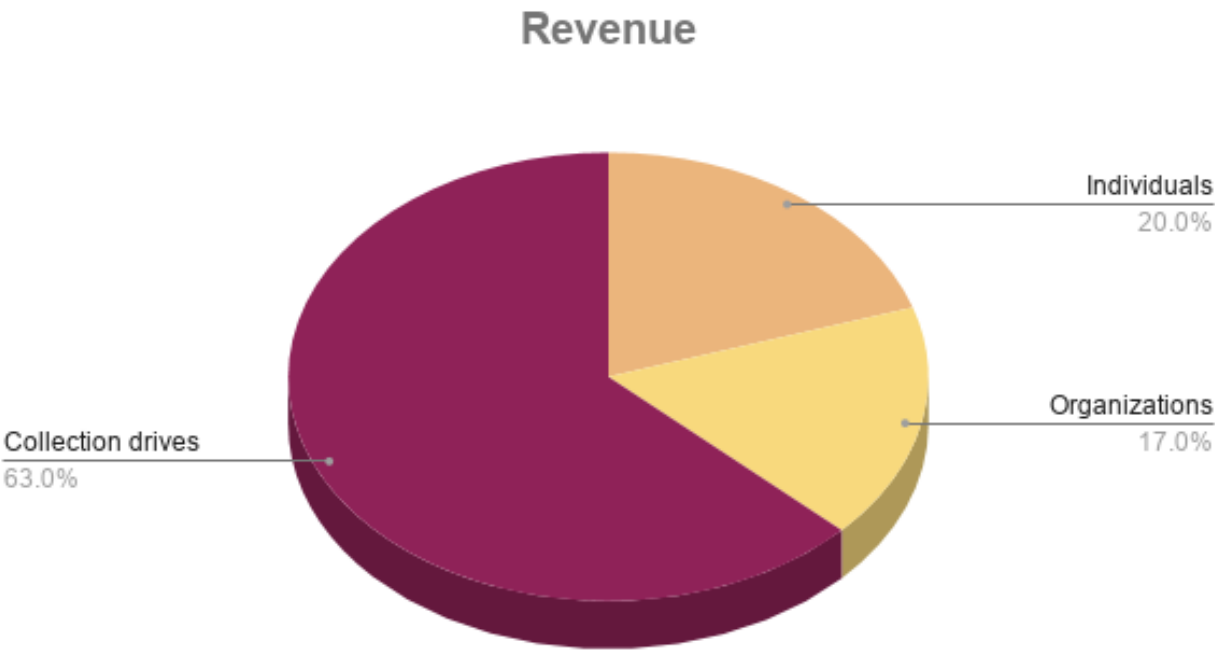
FINANCE REPORT



FINANCE REPORT

REVENUE

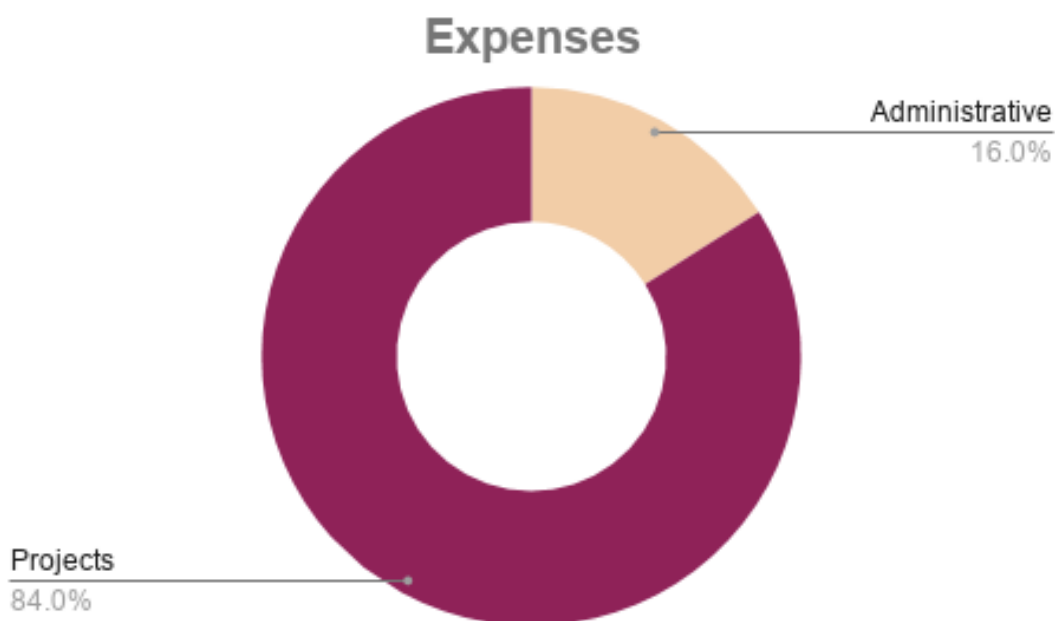
Our income increased by 63% through local activities. 20% of our revenue came from donations made by people who are directly involved in our projects, and 17% came from a local organization that allowed us to perform welfare checks on the general public in the city of Trujillo.



FINANCE REPORT

EXPENSES

84% of our budget was for developing and implementing our projects, and 16% of the budget went towards administrative costs.



VOLUNTEERS

VOLUNTEERS

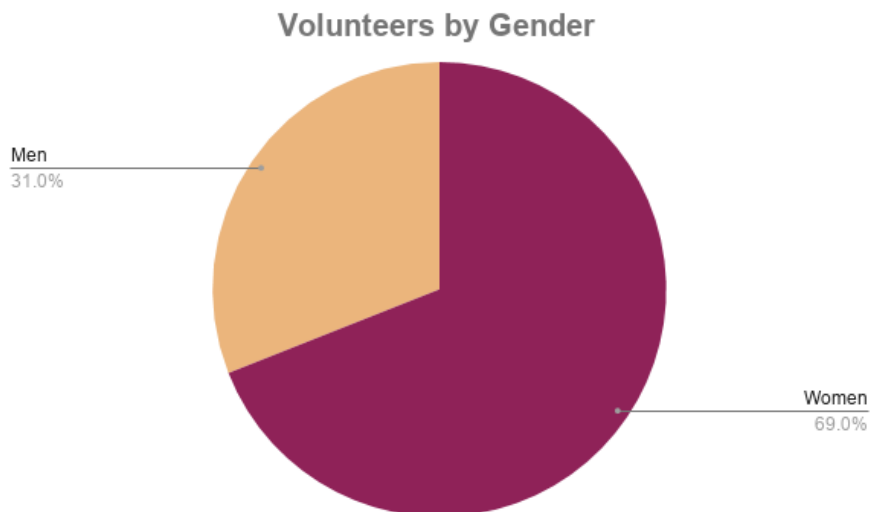
Our work was possible because of our incredible team of volunteers who we consider agents of change.



VOLUNTEER DATA

GENDER

All of our volunteers contributed tremendously to our success. While most of them are women (69%), men represent 31% of our force.



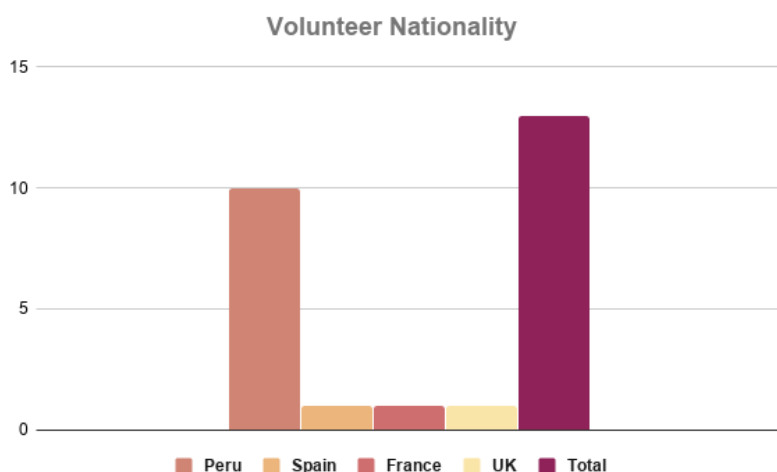
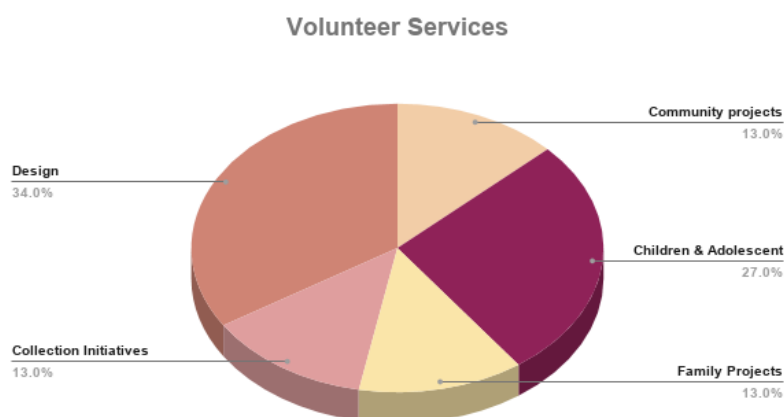
AGE

In Sayariy, we understand that there is no age limit for wanting to do good in the world. That is why our team has people of all ages from as young as 20 years old to 67 years of age - with the average age of our volunteers being 32 years old.

VOLUNTEER DATA

AREAS OF SERVICE

34% of our volunteer team works in design and communication; 27% of our team works with our children and adolescents; 13% work directly with families in the community; 13% focus on fundraising activities; and 13% concentrate on all projects related to anything that benefits the neighborhood.



VOLUNTEER'S NATIONALITIES

This year, we had a total of 13 volunteers. 76% were locals, 7% from Spain, and 7% from the UK and France.

PARTNERS

PARTNERS

We have had a great deal of help from our fantastic friends and partners - Rotaract Trujillo Norte, Rotary Internacional, and American School of the CAS – which all helped us with our work in the neighborhood library and with our transportation needs.



**We can all be a
part of change.
Join us in our
mission to improve
the lives of the
Peruvian
indigenous people.**

CONTACT US

www.sayariyperu.org

info@sayariyperu.org

facebook.com/sayariyresurgiendo

+51 936 798 725

+51 44 666575

